

Name _____

Distance Learning Packet for Marshall Kindergarten
Week of Monday, April 6th-Friday, April 10th, 2020

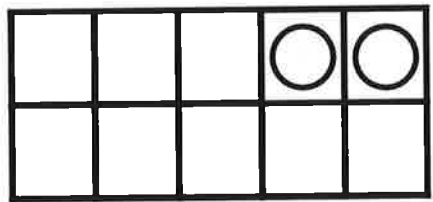

Monday	<ul style="list-style-type: none"><input type="checkbox"/> R.A.H (Read at home) for 15 minutes<input type="checkbox"/> Math<input type="checkbox"/> Writing<input type="checkbox"/> <u>Science</u><input type="checkbox"/> <u>Phonics</u> Parent Signature: _____
Tuesday	<ul style="list-style-type: none"><input type="checkbox"/> R.A.H (Read at home) for 15 minutes<input type="checkbox"/> Math<input type="checkbox"/> Writing<input type="checkbox"/> <u>Science</u><input type="checkbox"/> _____ Parent Signature: _____
Wednesday	<ul style="list-style-type: none"><input type="checkbox"/> R.A.H (Read at home) for 15 minutes<input type="checkbox"/> Math<input type="checkbox"/> Writing<input type="checkbox"/> <u>Science</u><input type="checkbox"/> <u>Phonics</u> Parent Signature: _____
Thursday	<ul style="list-style-type: none"><input type="checkbox"/> R.A.H (Read at home) for 15 minutes<input type="checkbox"/> Math<input type="checkbox"/> Writing<input type="checkbox"/> <u>Science</u><input type="checkbox"/> <u>Phonics</u> Parent Signature: _____
Friday	<ul style="list-style-type: none"><input type="checkbox"/> R.A.H (Read at home) for 15 minutes<input type="checkbox"/> Math<input type="checkbox"/> Writing<input type="checkbox"/> <u>Science</u><input type="checkbox"/> <u>Phonics</u> Parent Signature: _____

Monday 4/6



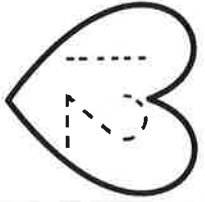
Name _____

Date _____




Draw circles in the ten frames to match the equation. Write the total in the heart.





$10 + 2 =$






$10 + 5 =$






$10 + 3 =$




$10 + 6 =$



$10 + 9 =$

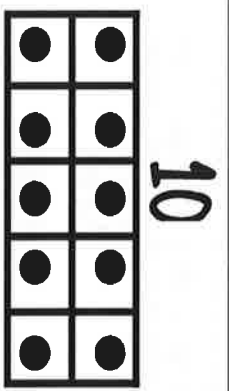


$10 + 7 =$




NAME: _____

COMPOSING TEEN NUMBERS



10

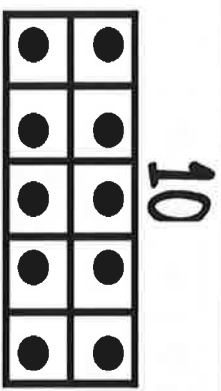
+



1


=

11



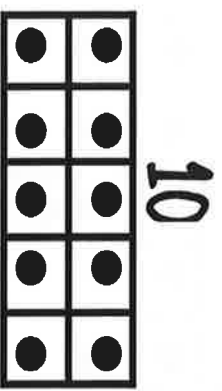
10

+



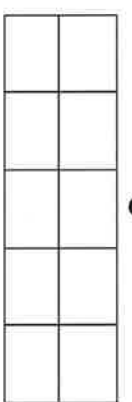
2

=



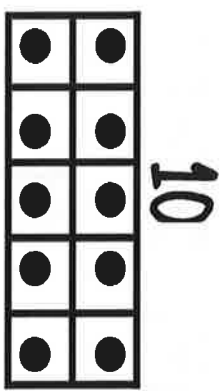
10

+



3

=



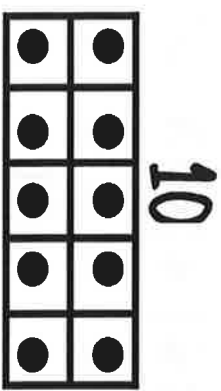
10

+




4

=



10

+



5

=

Name _____



If I were a
butterfly ...



Handwriting practice lines consisting of multiple sets of three horizontal lines: a solid top line, a dashed middle line, and a solid bottom line.

Today is _____, _____.

The weather is _____,
and _____.


This is what the weather looks like today.

These are the clothes I'm wearing today.

Images for the Picture Book

Choose 5 pictures, colour them, cut them out and then paste them into your booklet.
Write the words under each picture.

Book Assembly: Cut along the dotted lines. Arrange the pages in the desired order with the cover page on top, then staple on the left hand side.



Words on this page: Ben, pen, den, ten, men, hen

My EN
Word Family
Picture Book

Name

© Lovina Pop 2012

Tuesday 4/7

Building: Teen Numbers

Name: _____

11

--	--	--	--	--	--	--	--	--	--

$$\underline{\quad} + \underline{\quad} =$$

12

--	--	--	--	--	--	--	--	--	--

$$\underline{\quad} + \underline{\quad} =$$

13

--	--	--	--	--	--	--	--	--	--

$$\underline{\quad} + \underline{\quad} =$$

Name: _____

"Teens" in a mitten - Color the ten frames to show how many!



10 + _____ more




10 + _____ more




10 + _____ more



10 + _____ more




10 + _____ more



10 + _____ more



10 + _____ more



10 + _____ more

Name _____

On a rainy day
I like to ...



Handwriting practice lines consisting of solid top and bottom lines with a dashed middle line. There are ten sets of these lines for writing.

Today is _____, _____.

The weather is _____, _____,
and _____.

This is what the weather looks like today.

These are the clothes I'm wearing today.

Wednesday 4/8

Building: Teen Numbers

Name: _____

14

--	--	--	--	--	--	--	--	--	--

$$\underline{\quad} + \underline{\quad} =$$

15

--	--	--	--	--	--	--	--	--	--

$$\underline{\quad} + \underline{\quad} =$$

16

--	--	--	--	--	--	--	--	--	--

$$\underline{\quad} + \underline{\quad} =$$

Building: Teen Numbers

Name: _____

15

--	--	--	--	--	--	--	--	--	--

$$\underline{\quad} + \underline{\quad} =$$

11

--	--	--	--	--	--	--	--	--	--

$$\underline{\quad} + \underline{\quad} =$$

18

--	--	--	--	--	--	--	--	--	--

$$\underline{\quad} + \underline{\quad} =$$

Name _____



Here is my list of
the signs of spring...



Handwriting practice lines consisting of multiple sets of three horizontal lines: a solid top line, a dashed middle line, and a solid bottom line.

Today is _____, _____.

The weather is _____,
and _____.


This is what the weather looks like today.

These are the clothes I'm wearing today.

Images for the Picture Book

Choose 5 pictures, colour them, cut them out and then paste them into your booklet.
Write the words under each picture.

Book Assembly: Cut along the dotted lines. Arrange the pages in the desired order with the cover page on top, then staple on the left hand side.



Words on this page: jog, hog, log, fog, cog, frog, dog

My OG

Word Family Picture Book

Name _____

© Lavinia Pop 2012

Thursday 4/9

Building: Teen Numbers

Name: _____

12

--	--	--	--	--	--	--	--	--	--

$$\underline{\quad} + \underline{\quad} =$$

16

--	--	--	--	--	--	--	--	--	--

$$\underline{\quad} + \underline{\quad} =$$

14

--	--	--	--	--	--	--	--	--	--

$$\underline{\quad} + \underline{\quad} =$$

Building: Teen Numbers

Name: _____

13

--	--	--	--	--	--	--	--	--	--

$$\underline{\quad} + \underline{\quad} =$$

17

--	--	--	--	--	--	--	--	--	--

$$\underline{\quad} + \underline{\quad} =$$

19


--	--	--	--	--	--	--	--	--	--

$$\underline{\quad} + \underline{\quad} =$$

Name _____



Goodbye Winter,
Hello Spring!



Goodbye, _____

Hello, _____

Goodbye, _____

Hello, _____

Goodbye, _____

Hello, _____

Today is _____, _____.

The weather is _____,
and _____.


This is what the weather looks like today.

These are the clothes I'm wearing today.

Images for the Picture Book

Choose 5 pictures, colour them, cut them out and then paste them into your booklet.
Write the words under each picture.

Book Assembly: Cut along the dotted lines. Arrange the pages in the desired order with the cover page on top, then staple on the left hand side.



Words on this page: bit, fit, sit, hit, pit, kit, knit

My IT Word Family Picture Book

Name

© Lavinia Pop 2012

Friday 4/10

Building: Teen Numbers

Name: _____

19

$$\underline{\quad} + \underline{\quad} =$$


13

$$\underline{\quad} + \underline{\quad} =$$

15

$$\underline{\quad} + \underline{\quad} =$$

Name _____



During my
spring break...



Handwriting practice lines consisting of solid top and bottom lines with a dashed middle line, repeated multiple times for writing practice.

Today is _____, _____.

The weather is _____,
and _____.


This is what the weather looks like today.

These are the clothes I'm wearing today.

Images for the Picture Book

Choose 5 pictures, colour them, cut them out and then paste them into your booklet.
Write the words under each picture.

Book Assembly: Cut along the dotted lines. Arrange the pages in the desired order with the cover page on top, then staple on the left hand side.



Words on this page: jug, hug, mug, rug, dug, bug

My UG Word Family Picture Book

Name _____

© Lavinia Pop 2012
