

Name _____

Distance Learning Packet for Marshall Kindergarten
Week of Monday, March 30th-Friday, April 3rd, 2020

| | |
|------------------|---|
| Monday | <ul style="list-style-type: none"><input type="checkbox"/> R.A.H (Read at home) for 15 minutes<input type="checkbox"/> Math<input type="checkbox"/> Writing<input type="checkbox"/> <u>Science</u><input type="checkbox"/> <u>phonics</u> Parent Signature: _____ |
| Tuesday | <ul style="list-style-type: none"><input type="checkbox"/> R.A.H (Read at home) for 15 minutes<input type="checkbox"/> Math<input type="checkbox"/> Writing<input type="checkbox"/> <u>Science</u><input type="checkbox"/> _____ Parent Signature: _____ |
| Wednesday | <ul style="list-style-type: none"><input type="checkbox"/> R.A.H (Read at home) for 15 minutes<input type="checkbox"/> Math<input type="checkbox"/> Writing<input type="checkbox"/> <u>Science</u><input type="checkbox"/> <u>phonics</u> Parent Signature: _____ |
| Thursday | <ul style="list-style-type: none"><input type="checkbox"/> R.A.H (Read at home) for 15 minutes<input type="checkbox"/> Math<input type="checkbox"/> Writing<input type="checkbox"/> <u>Science</u><input type="checkbox"/> _____ Parent Signature: _____ |
| Friday | <ul style="list-style-type: none"><input type="checkbox"/> R.A.H (Read at home) for 15 minutes<input type="checkbox"/> Math<input type="checkbox"/> Writing<input type="checkbox"/> <u>Science</u><input type="checkbox"/> <u>phonics</u> Parent Signature: _____ |

Monday 3/30

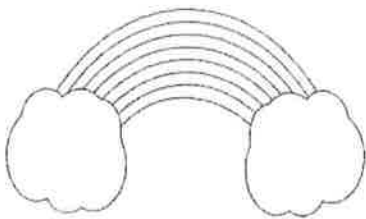
Name: _____

positional words

K.G.1: I can describe objects in the environment using the relative position terms *above*, *below*, *beside*, *in front of*, *behind*, and *next to*.

Directions: Place a small ★ in the correct position to define the word in the box.

Above



Below



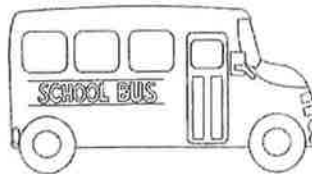
Beside



In front of



Behind



Next to



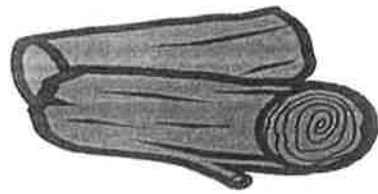
Name: _____

Positional Language

① Draw a flower **IN** the pot



③ Draw a bug **UNDER** the log.



② Draw a bone **BESIDE** the dog.



④ Draw a sun **OVER** the house.



Spring is here!


Spring looks like _____

Spring feels like _____


Spring tastes like _____

Spring sounds like _____

Spring smells like _____



By: _____



Today is _____, _____.

The weather is _____,
and _____.


This is what the weather looks like today.

These are the clothes I'm wearing today.

Images for the Picture Book

Choose 5 pictures, colour them, cut them out and then paste them into your booklet.
Write the words under each picture.

Book Assembly: Cut along the dotted lines. Arrange the pages in the desired order with the cover page on top, then staple on the left hand side.



Words on this page: sat, cat, mat, hat, bat, rat, bat

My AT Word Family Picture Book

Name

© Lavinia Pop 2012

Tuesday 3/31

Name _____

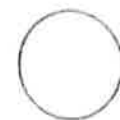
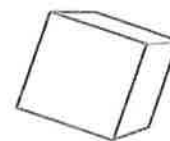
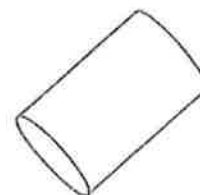
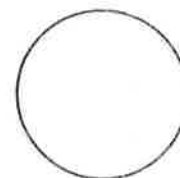
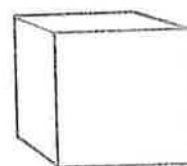








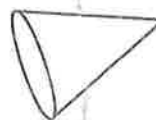
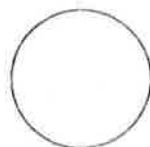
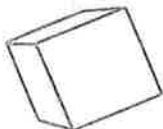
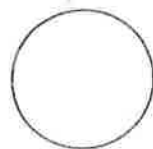
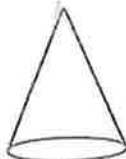
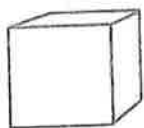
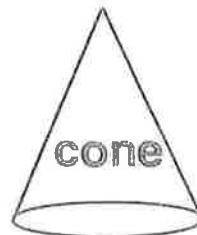
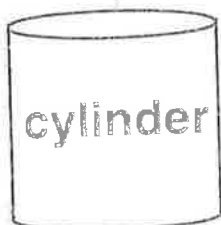
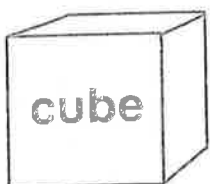

Geometry

Identifying three-dimensional shapes (K.G.A.2)

Just Hanging Around

 Color the matching shapes.


 Cut.  Glue to match.



Bonus: Name something that is shaped like a sphere. Draw a picture of it.

Name _____

My favorite place to visit in the spring is....



Handwriting practice lines consisting of solid top and bottom lines with a dashed middle line. There are ten such sets of lines provided for writing the answer.

Today is _____, _____.

The weather is _____, _____,
and _____.

This is what the weather looks like today.

These are the clothes I'm wearing today.

Wednesday 4/1

Name _____


Hanukkah
2-D and 3-D shapes (K.G.A.3)

Lots of Latkes

 Color by the code.



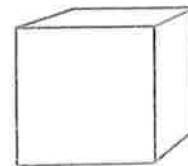

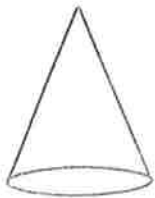
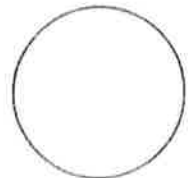
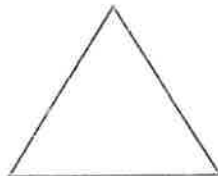
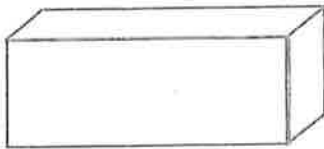
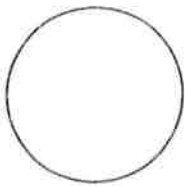
Count the 3-D shapes to see how many days Hanukkah lasts.



Color Code

2-D shapes—yellow

3-D shapes—blue



Hanukkah lasts for _____ days.

Bonus: Write to tell the difference between 2-D and 3-D shapes.

Name _____



In the garden...



Handwriting practice lines consisting of solid top and bottom lines with a dashed middle line. There are seven sets of these lines for writing practice.

Today is _____, _____.

The weather is _____,
and _____.


This is what the weather looks like today.

These are the clothes I'm wearing today.

Images for the Picture Book

Choose 5 pictures, colour them, cut them out and then paste them into your booklet.
Write the words under each picture.

Book Assembly: Cut along the dotted lines. Arrange the pages in the desired order with the cover page on top, then staple on the left hand side.



Words on this page: gap, map, cap, sap, nap, tap, flap

My AP

Word Family Picture Book

Name

© Lavinia Pop 2012


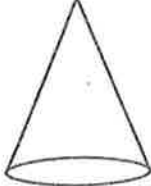
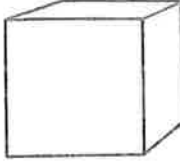


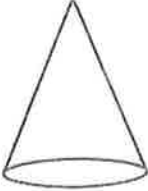

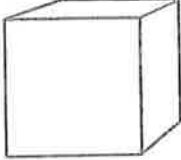


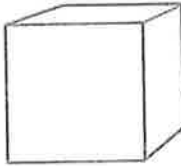
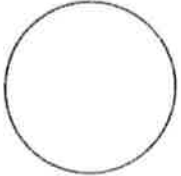
Thursday 4/2

Name _____

A Closer Look


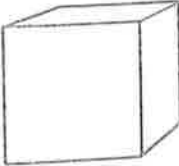


Circle to show the correct shape.

| | |
|---|--|
|   more faces |   fewer faces |
|   more edges |   fewer edges |
|   more corners |   no corners |



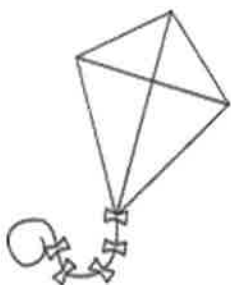
Circle to show how many.

| | | | |
|--|---|--|---|
|  faces | 1 |  corners | 3 |
| | 2 | | 8 |

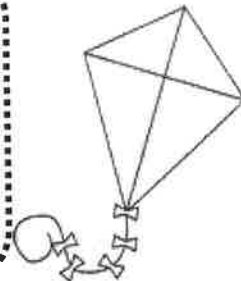
Bonus: Circle the 2 shapes with the same number of sides.



Name _____



If I could fly a kite...



Handwriting practice lines consisting of solid top and bottom lines with a dashed middle line. There are seven sets of these lines provided for writing.

Today is _____, _____.

The weather is _____,
and _____.

This is what the weather looks like today.

These are the clothes I'm wearing today.

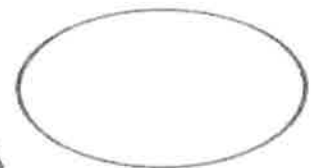
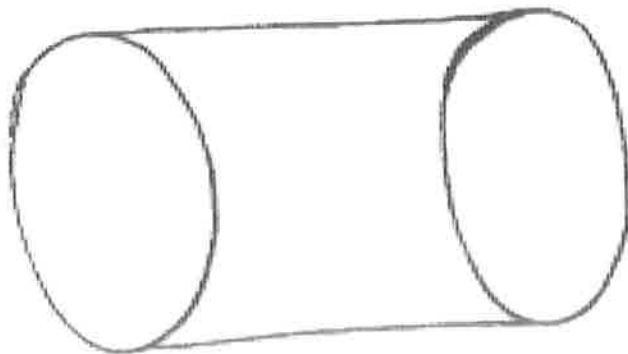
Friday 4/3

Drawing With Shapes

Name _____


Directions: Cut out the shapes at the bottom of the page. Arrange the shapes and draw details to make the picture.

Make your own rocket. Use a cylinder for the body and a cone for the nose. Draw triangles on each side. Make a window with the oval. Draw circles for planets and add some stars.

K.G.5 & I.G.2 Teacher Tam 2012 

Name _____

On a sunny spring
day I like to...



Handwriting practice lines consisting of solid top and bottom lines with a dashed middle line. There are seven sets of these lines provided for writing.

Today is _____, _____.

The weather is _____,
and _____.


This is what the weather looks like today.

These are the clothes I'm wearing today.

Images for the Picture Book

Choose 5 pictures, colour them, cut them out and then paste them into your booklet.
Write the words under each picture.

Book Assembly: Cut along the dotted lines. Arrange the pages in the desired order with the cover page on top, then staple on the left hand side.



Words on this page: man, can, ran, pan, fan, van

My AN Word Family Picture Book

Name

© Lavinia Pop 2012